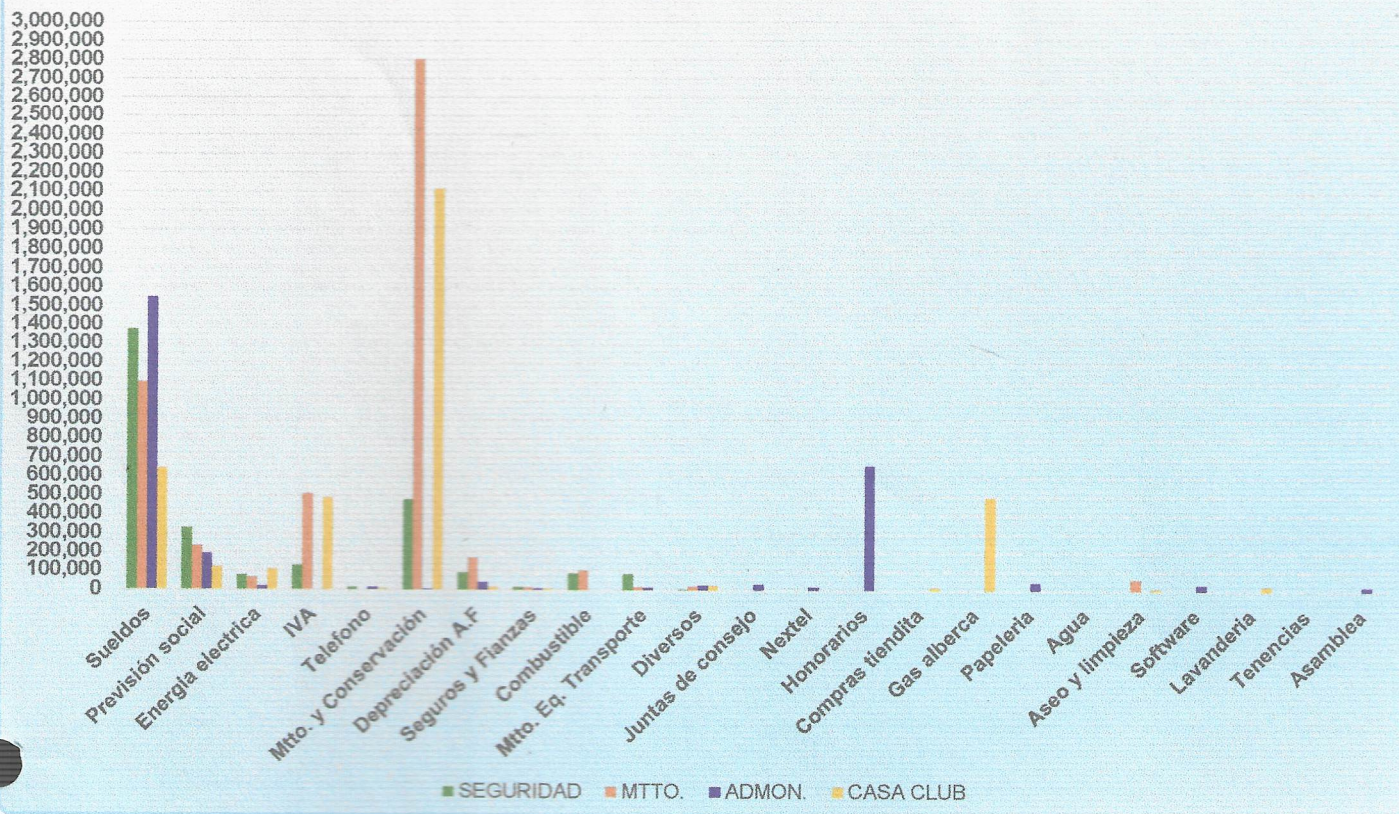
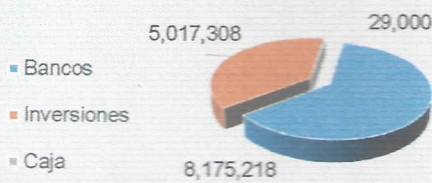


ASOCIACIÓN DE CONDOMINOS DE HACIENDA VALLESCONDIDO, A.C.
 GRAFICAS DE INGRESOS, GASTOS Y EFECTIVO DEL MES DE AGOSTO DE 2017

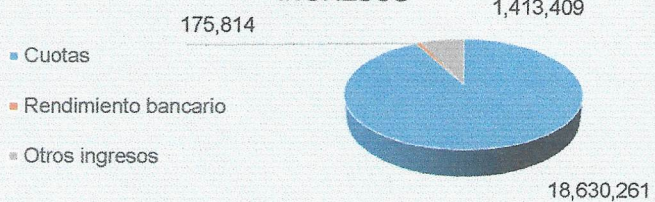
GASTO ACUMULADO CONSOLIDADO DEL MES DE AGOSTO 2017



POSICIÓN BANCARIA



INGRESOS



| CONCEPTO | SEGURO | MTTO. | ADMON. | CASA CLUB |
|---------------------------|------------------|------------------|------------------|------------------|
| [1] Sueldos | 1,373,863 | 1,094,859 | 1,548,894 | 642,222 |
| [2] Previsión social | 327,569 | 231,659 | 192,583 | 122,469 |
| [3] Energía eléctrica | 79,296 | 64,837 | 19,336 | 109,379 |
| [4] IVA | 130,487 | 508,931 | 0 | 488,267 |
| [5] Telefono | 15,961 | 0 | 14,421 | 7,952 |
| [6] Mtto. y Conservación | 476,231 | 2,804,058 | 5,684 | 2,117,365 |
| [7] Depreciación A.F | 92,390 | 172,908 | 41,329 | 17,413 |
| [8] Seguros y Fianzas | 16,720 | 15,549 | 7,983 | 9,192 |
| [9] Combustible | 90,423 | 105,556 | 0 | 0 |
| [10] Mtto. Eq. Transporte | 88,256 | 19,064 | 14,760 | 0 |
| [11] Diversos | 6,570 | 19,691 | 24,841 | 24,735 |
| [12] Juntas de consejo | 0 | 0 | 32,281 | 0 |
| [13] Nextel | 0 | 0 | 17,940 | 0 |
| [14] Honorarios | 0 | 0 | 657,903 | 0 |
| [15] Compras tiendita | 0 | 0 | 0 | 14,944 |
| [16] Gas alberca | 0 | 0 | 0 | 492,000 |
| [17] Papelaria | 3,022 | 116 | 43,027 | 4,349 |
| [18] Agua | 0 | 0 | 1,924 | 0 |
| [19] Aseo y limpieza | 130 | 59,489 | 0 | 11,875 |
| [20] Software | 0 | 0 | 31,837 | 0 |
| [21] Lavandería | 0 | 0 | 0 | 26,441 |
| [22] Tenencias | 0 | 3,310 | 4,085 | 0 |
| [23] Asamblea | 0 | 0 | 23,116 | 0 |
| Suma | 2,700,918 | 5,100,026 | 2,681,943 | 4,088,604 |

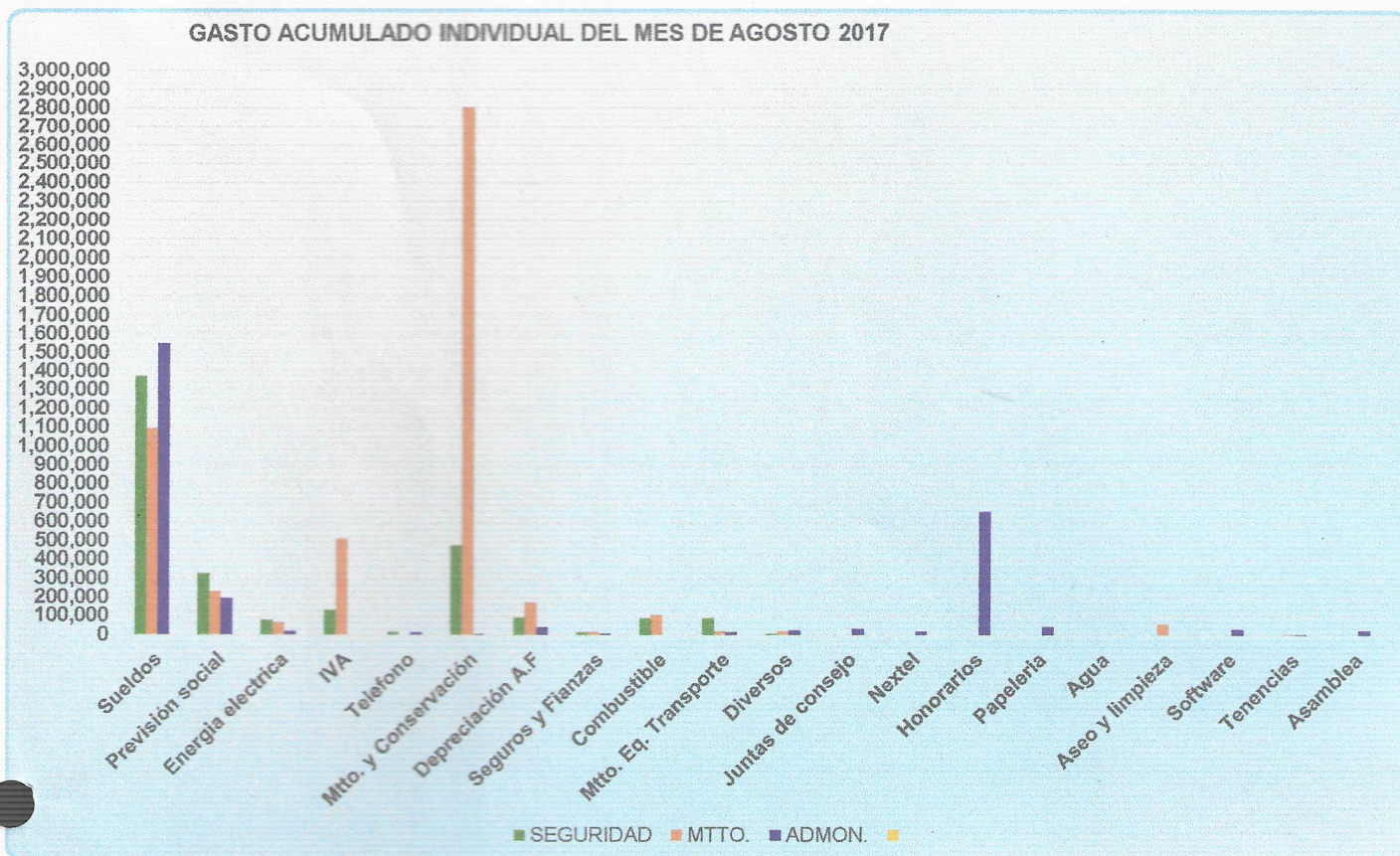
BANCOS

| | |
|------------------|-----------|
| [30] Bancos | 8,175,218 |
| [31] Inversiones | 5,017,308 |
| [32] Caja | 29,000 |

INGRESOS

| | |
|---------------------------|------------|
| Cuotas | 18,630,261 |
| [40] Rendimiento bancario | 175,814 |
| [50] Otros ingresos | 1,413,409 |

ASOCIACIÓN DE CONDOMINOS DE HACIENDA VALLESCONDIDO, A.C.
 GRAFICAS DE INGRESOS, GASTOS Y EFECTIVO DEL MES DE AGOSTO DE 2017



| CONCEPTO | SEGURIDAD | MTTO. | ADMON. |
|---------------------------|------------------|------------------|------------------|
| [1] Sueldos | 1,373,863 | 1,094,859 | 1,548,894 |
| [2] Previsión social | 327,569 | 231,659 | 192,583 |
| [3] Energía eléctrica | 79,296 | 64,837 | 19,336 |
| [4] IVA | 130,487 | 508,931 | 0 |
| [5] Telefono | 15,961 | 0 | 14,421 |
| [6] Mtto. y Conservación | 476,231 | 2,804,058 | 5,684 |
| [7] Depreciación A.F | 92,390 | 172,908 | 41,329 |
| [8] Seguros y Fianzas | 16,720 | 15,549 | 7,983 |
| [9] Combustible | 90,423 | 105,556 | 0 |
| [10] Mtto. Eq. Transporte | 88,256 | 19,064 | 14,760 |
| [11] Diversos | 6,570 | 19,691 | 24,841 |
| [12] Juntas de consejo | 0 | 0 | 32,281 |
| [13] Nextel | 0 | 0 | 17,940 |
| [14] Honorarios | 0 | 0 | 657,903 |
| [17] Papeleria | 3,022 | 116 | 43,027 |
| [18] Agua | 0 | 0 | 1,924 |
| [19] Aseo y limpieza | 130 | 59,489 | 0 |
| [20] Software | 0 | 0 | 31,837 |
| [22] Tenencias | 0 | 3,310 | 4,085 |
| [23] Asamblea | 0 | 0 | 23,116 |
| Suma | 2,700,918 | 5,100,026 | 2,681,943 |

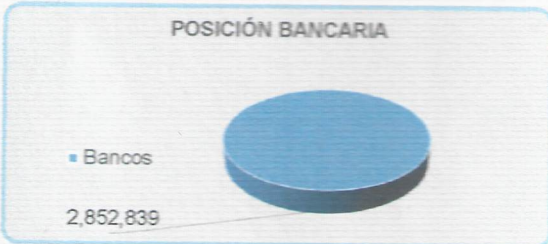
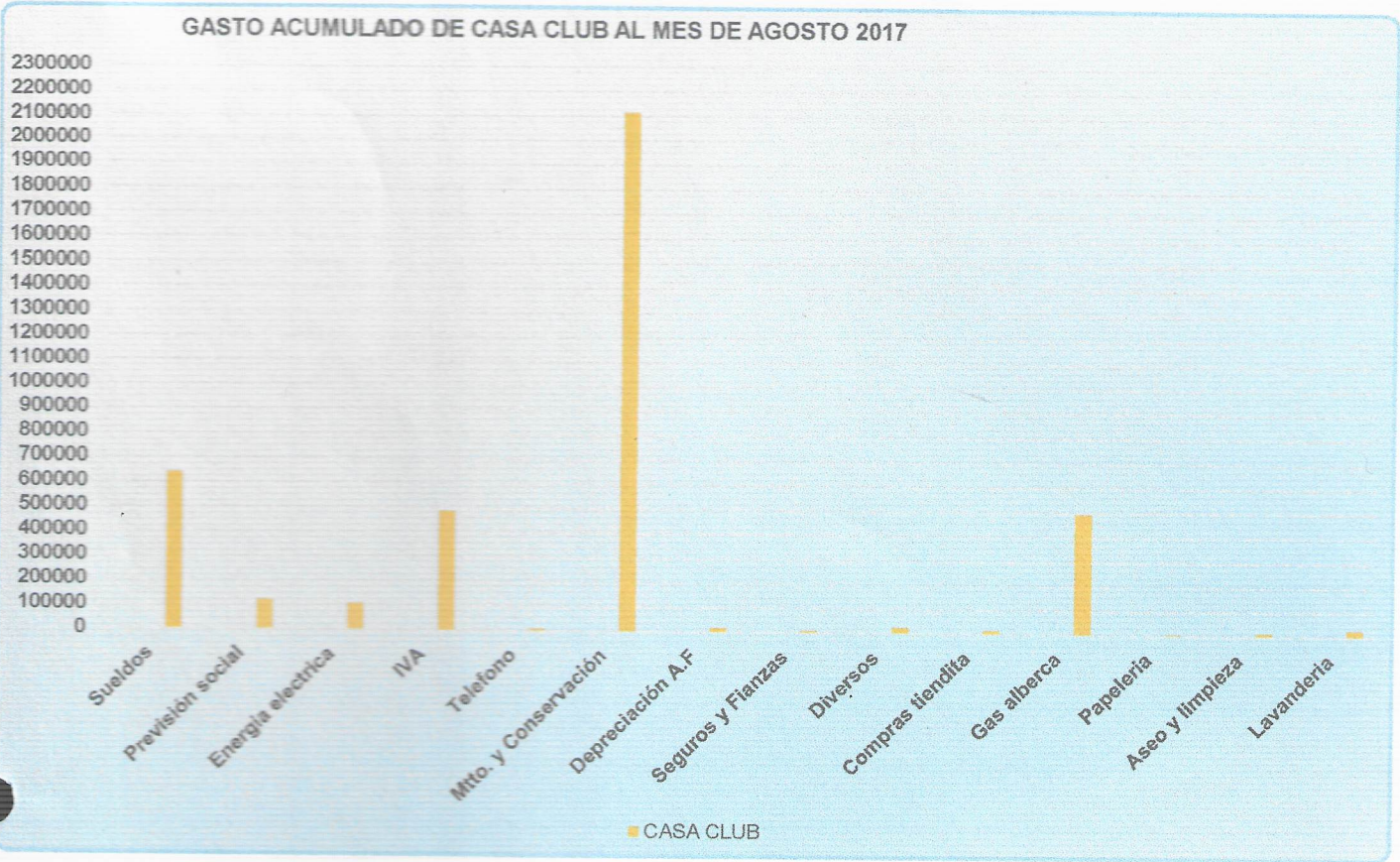
BANCOS

| | |
|------------------|-----------|
| [30] Bancos | 5,322,378 |
| [31] Inversiones | 5,017,308 |
| [32] Caja | 29,000 |

INGRESOS

| | |
|---------------------------|------------|
| Cuotas | 14,476,119 |
| [40] Rendimiento bancario | 175,814 |
| [50] Otros ingresos | 999,638 |

ASOCIACIÓN DE CONDOMINOS DE HACIENDA VALLESCONDIDO, A.C.
 GRAFICAS DE INGRESOS, GASTOS Y EFECTIVO DEL MES DE AGOSTO DE 2017

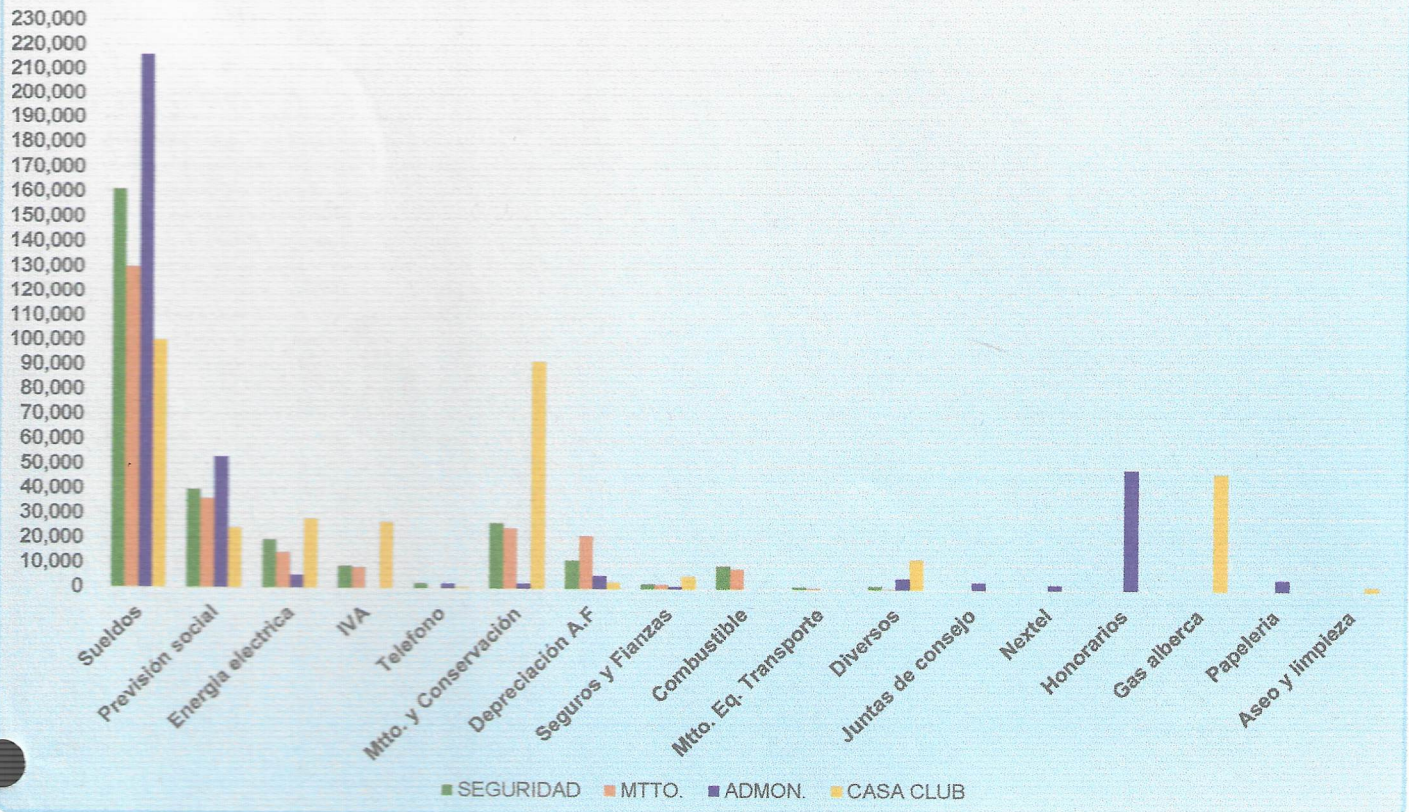


| CONCEPTO | CASA CLUB |
|-------------------------|------------------|
| [1] Sueldos | 642,222 |
| [2] Previsión social | 122,469 |
| [3] Energía eléctrica | 109,379 |
| [4] IVA | 488,267 |
| [5] Telefono | 7,952 |
| [6] Mto. y Conservación | 2,117,365 |
| [7] Depreciación A.F | 17,413 |
| [8] Seguros y Fianzas | 9,192 |
| [11] Diversos | 24,735 |
| [15] Compras tiendita | 14,944 |
| [16] Gas alberca | 492,000 |
| [17] Papelaria | 4,349 |
| [19] Aseo y limpieza | 11,875 |
| [21] Lavandería | 26,441 |
| Suma | 4,088,604 |

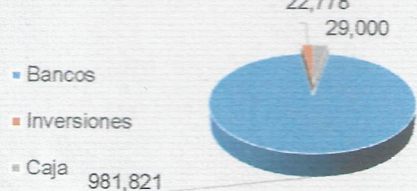
| BANCOS | |
|-------------|-----------|
| [30] Bancos | 2,852,839 |

| INGRESOS | |
|---------------------|-----------|
| Cuotas | 4,154,142 |
| [50] Otros ingresos | 413,771 |

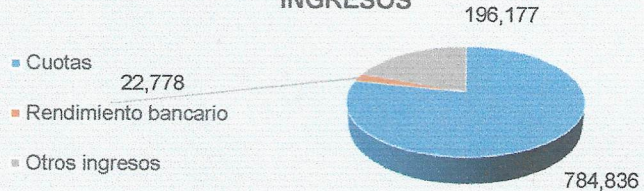
GASTO MENSUAL CONSOLIDADO DEL MES DE AGOSTO 2017



POSICIÓN BANCARIA



INGRESOS



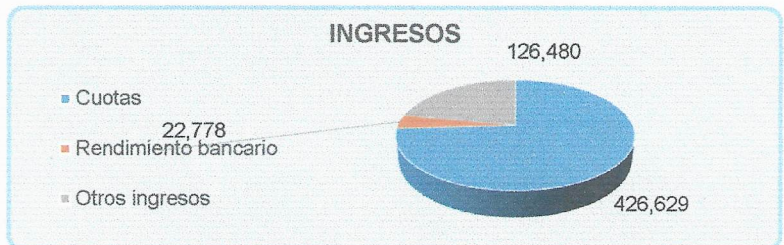
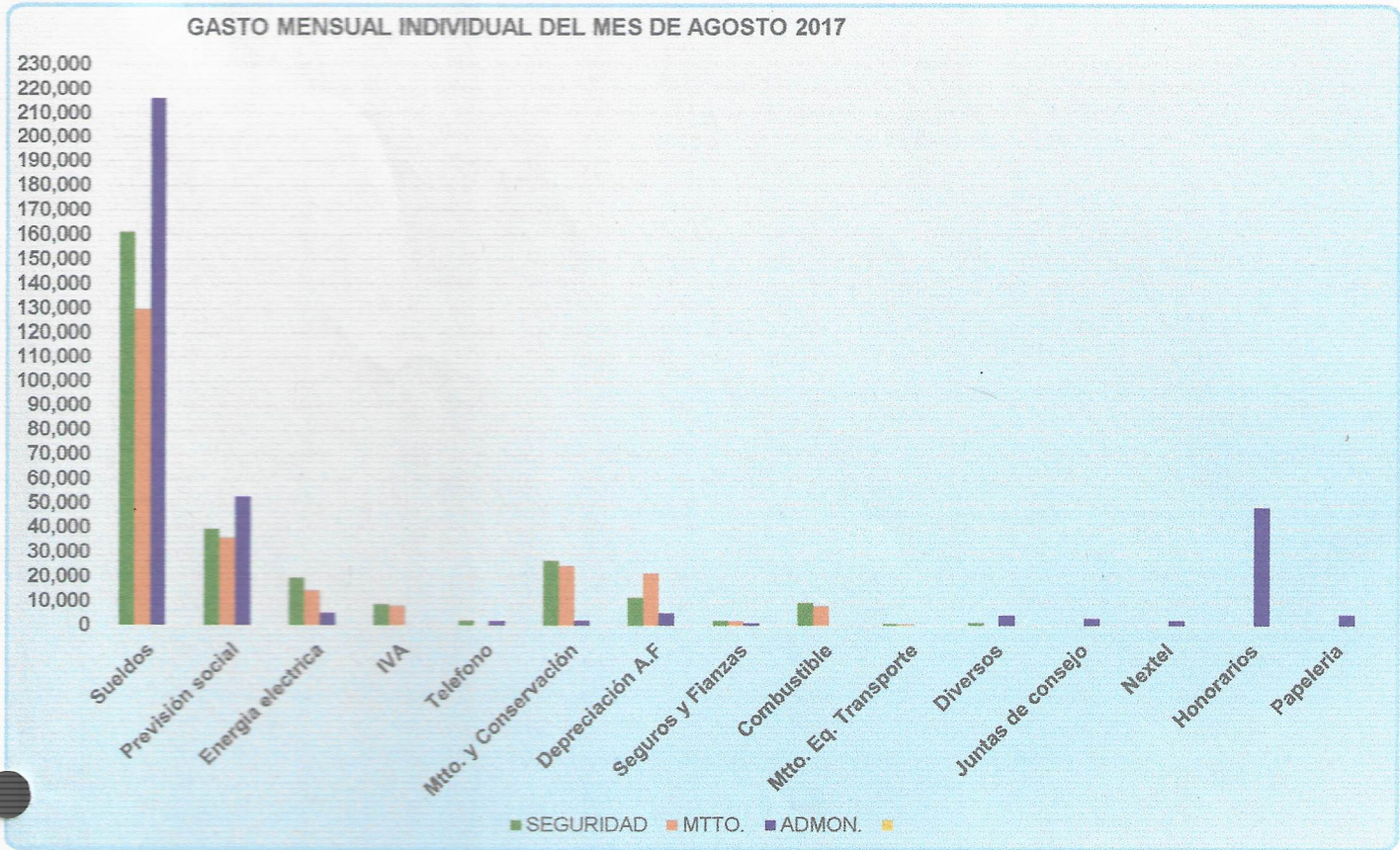
| CONCEPTO | SEGURIDAD | MTTO. | ADMON. | CASA CLUB |
|---------------------------|----------------|----------------|----------------|----------------|
| [1] Sueldos | 161,195 | 129,965 | 216,082 | 100,125 |
| [2] Previsión social | 39,784 | 36,053 | 52,904 | 24,430 |
| [3] Energía eléctrica | 19,665 | 14,447 | 5,189 | 28,036 |
| [4] IVA | 8,955 | 8,283 | 0 | 27,090 |
| [5] Telefono | 2,091 | 0 | 1,851 | 474 |
| [6] Mtto. y Conservación | 26,833 | 24,608 | 2,184 | 91,901 |
| [7] Depreciación A.F | 11,659 | 21,614 | 5,275 | 2,827 |
| [8] Seguros y Fianzas | 2,090 | 1,944 | 1,011 | 5,047 |
| [9] Combustible | 9,456 | 8,161 | 0 | 0 |
| [10] Mtto. Eq. Transporte | 962 | 651 | 0 | 0 |
| [11] Diversos | 1,350 | 290 | 4,368 | 12,328 |
| [12] Juntas de consejo | 0 | 0 | 2,975 | 0 |
| [13] Nextel | 0 | 0 | 2,114 | 0 |
| [14] Honorarios | 0 | 0 | 48,778 | 0 |
| [16] Gas alberca | 0 | 0 | 0 | 47,328 |
| [17] Papelaria | 0 | 0 | 4,550 | 0 |
| [19] Aseo y limpieza | 0 | 0 | 0 | 1,800 |
| Suma | 284,042 | 246,015 | 347,280 | 341,386 |

BANCOS

| | |
|------------------|---------|
| [30] Bancos | 981,821 |
| [31] Inversiones | 22,778 |
| [32] Caja | 29,000 |

INGRESOS

| | |
|---------------------------|---------|
| Cuotas | 784,836 |
| [40] Rendimiento bancario | 22,778 |
| [50] Otros ingresos | 196,177 |



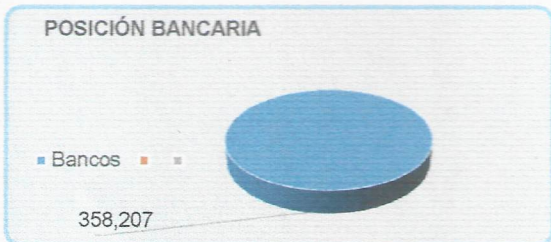
| CONCEPTO | SEGURIDAD | MTTO. | ADMON. |
|---------------------------|----------------|----------------|----------------|
| [1] Sueldos | 161,195 | 129,965 | 216,082 |
| [2] Previsión social | 39,784 | 36,053 | 52,904 |
| [3] Energía eléctrica | 19,665 | 14,447 | 5,189 |
| [4] IVA | 8,955 | 8,283 | 0 |
| [5] Telefono | 2,091 | 0 | 1,851 |
| [6] Mtto. y Conservación | 26,833 | 24,608 | 2,184 |
| [7] Depreciación A.F | 11,659 | 21,614 | 5,275 |
| [8] Seguros y Fianzas | 2,090 | 1,944 | 1,011 |
| [9] Combustible | 9,456 | 8,161 | 0 |
| [10] Mtto. Eq. Transporte | 962 | 651 | 0 |
| [11] Diversos | 1,350 | 290 | 4,368 |
| [12] Juntas de consejo | 0 | 0 | 2,975 |
| [13] Nextel | 0 | 0 | 2,114 |
| [14] Honorarios | 0 | 0 | 48,778 |
| [17] Papeleria | 0 | 0 | 4,550 |
| Suma | 284,042 | 246,015 | 347,280 |

BANCOS

| | |
|------------------|---------|
| [30] Bancos | 623,415 |
| [31] Inversiones | 22,778 |
| [32] Caja | 29,000 |

INGRESOS

| | |
|---------------------------|---------|
| Cuotas | 426,629 |
| [40] Rendimiento bancario | 22,778 |
| [50] Otros ingresos | 126,480 |



| CONCEPTO | CASA CLUB |
|-------------------------|----------------|
| [1] Sueldos | 100,125 |
| [2] Previsión social | 24,430 |
| [3] Energía eléctrica | 28,036 |
| [4] IVA | 27,090 |
| [5] Telefono | 474 |
| [6] Mto. y Conservación | 91,901 |
| [7] Depreciación A.F | 2,827 |
| [8] Seguros y Fianzas | 5,047 |
| [11] Diversos | 12,328 |
| [16] Gas alberca | 47,328 |
| [19] Aseo y limpieza | 1,800 |
| Suma | 341,386 |

[30] Bancos BANCOS
358,207

Cuotas INGRESOS
358,207
 [50] Otros ingresos 69,697